


















ENGINE PARTS | JAPAN QUALITY



Motor	Cm³	HP	∅	Modelo
321,06 676,01			82MM	<b>TWIN SPARK 145 1,6/ 1,7 lts</b> 146 doch 16v 1996/1999
COD.	DESCRIPCIÓN	CANT.	REFERENCIA	
CH1555C00	1.8	1		
VC0454R0A00	NBR	1		
IM0992C00	1.1	1		
M0993A00		1		
OS0546R0R00	30*43*8 - NBR	1		
OS0449R0R00	30*42*7 - NBR	1		
OS0611R0R00	55*68*8 - NBR	1		
VS0058R4F00	6*9.5*10 - VITTON	16		
831174R0A00	NBR	1		
873979A00	0.23	1		
830861R0A00	NBR	1		
872788C00	1.0 Interface 2331	1		
872789C00	0.8 Interface 2331	1		
873981A00	0.3 T5	1		
873980A00	0.3 T5	1		



























El Castillo  
PARTES DE MOTOR



ENGINE PARTS | JAPAN QUALITY

Motor	Cm³	HP	∅
192B1	1910	115	82mm

Modelo	STILO 1,9 JTD 16v 01/05 ALFA 146/156 JTD 16v
--------	---

COD.	DESCRIPCIÓN	CANT.	REFERENCIA
VC088600		1	 VC088600
IM183700		1	 IM183700
EM099300		1	 EM099300
OS111200	30*45*7	1	 OS111200
VS044200	5*10.5*15.5	16	 VS044200
OS080800	31x41x7	1	 OS080800
87364600		1	 87364600
87427800		1	 CH361600
87427300		1	 87427300
87427500		1	 87427500
87490200		1	 87501700
87501700		1	 87501700
87490400		1	 87490400
87501800		2	 87501800
87490100		1	 87490200
88140105	10.5*14*1	1	 88140105
88160085	8.5*16*2	4	 88160085
820582400	58*2.4	1	 820582400
83086100		1	 83086100
83232100		1	 83232100
83195000		1	 83195000
83191800		1	 83191800
88260205A00		1	 88260205A00
CH354200A	esp 0,92 mm	1	 CH354200A/B
CH354200B	esp 1,02 mm		